


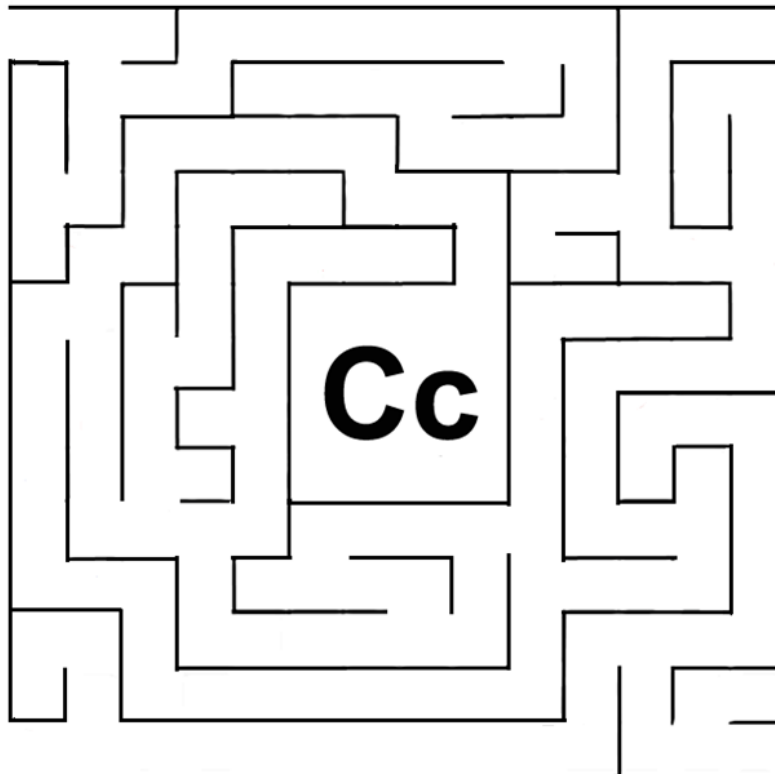
### Alphabet B Maze

1. What sound does *B* make? What picture begins with the letter *B*?
2. "Eye" the maze first to find the correct path.
3. Then trace with a pencil. Stay in the middle of the lines. Do not touch the sides.



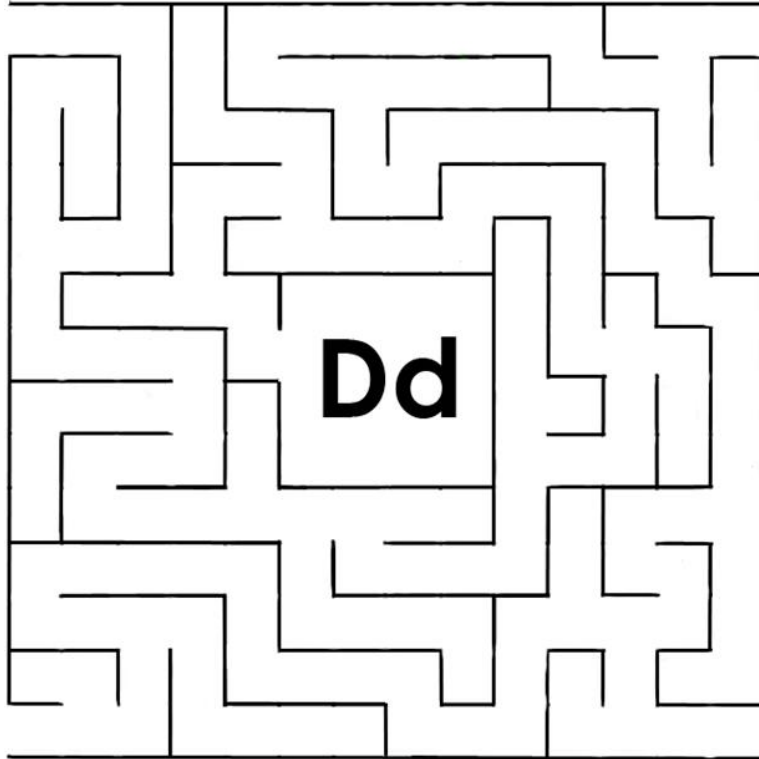
### Alphabet C Maze

1. What sound does *C* make? Which picture begins with the letter *C*?
2. "Eye" the maze first to find the correct path.
3. Then trace with a pencil. Stay in the middle of the lines. Do not touch the sides.




### Alphabet D Maze

1. What sound does *D* make? Which picture begins with the letter *D*?
2. "Eye" the maze first to find the correct path.
3. Then trace with a pencil. Stay in the middle of the lines. Do not touch the sides.




### Alphabet F Maze

1. What sound does *F* make? Which picture begins with the letter *F*?
2. "Eye" the maze first to find the correct path.
3. Then trace with a pencil. Stay in the middle of the lines. Do not touch the sides.



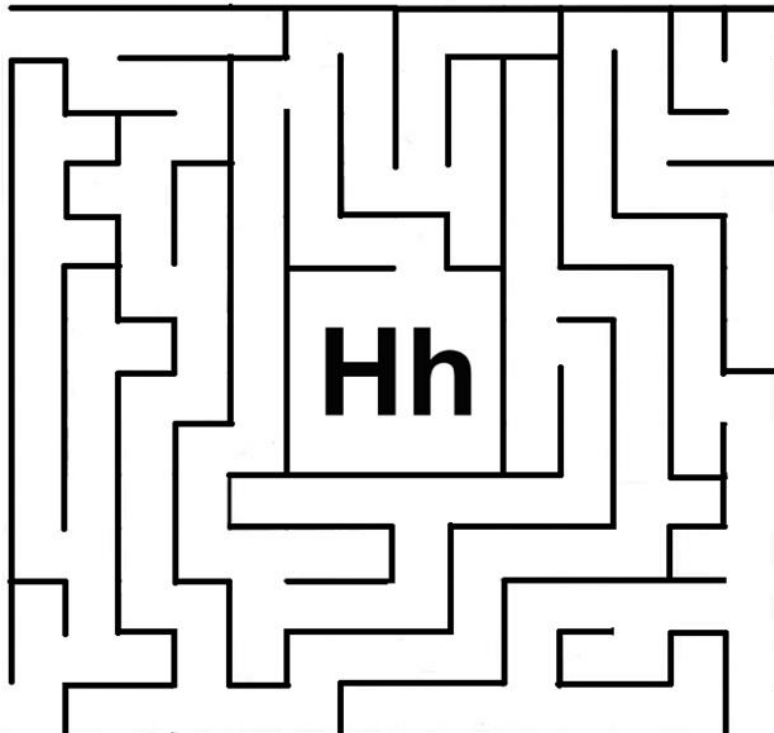
### Alphabet G Maze

1. What sound does *G* make? Which picture begins with the letter *G*?
2. "Eye" the maze first to find the correct path.
3. Then trace with a pencil. Stay in the middle of the lines. Do not touch the sides.



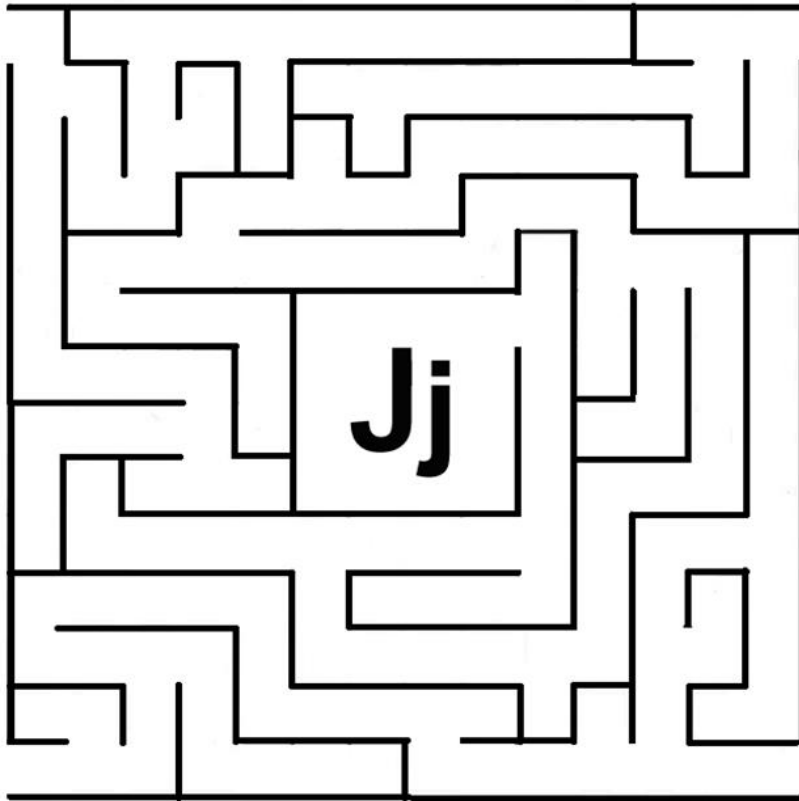
### Alphabet H Maze

1. What sound does *H* make? Which picture begins with the letter *H*?
2. "Eye" the maze first to find the correct path.
3. Then trace with a pencil. Stay in the middle of the lines. Do not touch the sides.



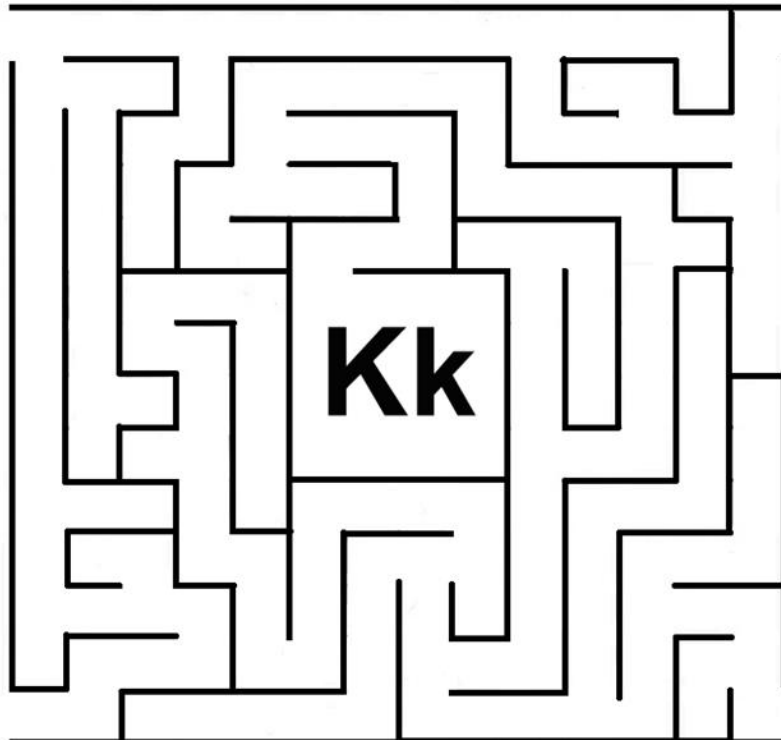
### Alphabet J Maze

1. What sound does *J* make? Which picture begins with the letter *J*?
2. "Eye" the maze first to find the correct path.
3. Then trace with a pencil. Stay in the middle of the lines. Do not touch the sides.



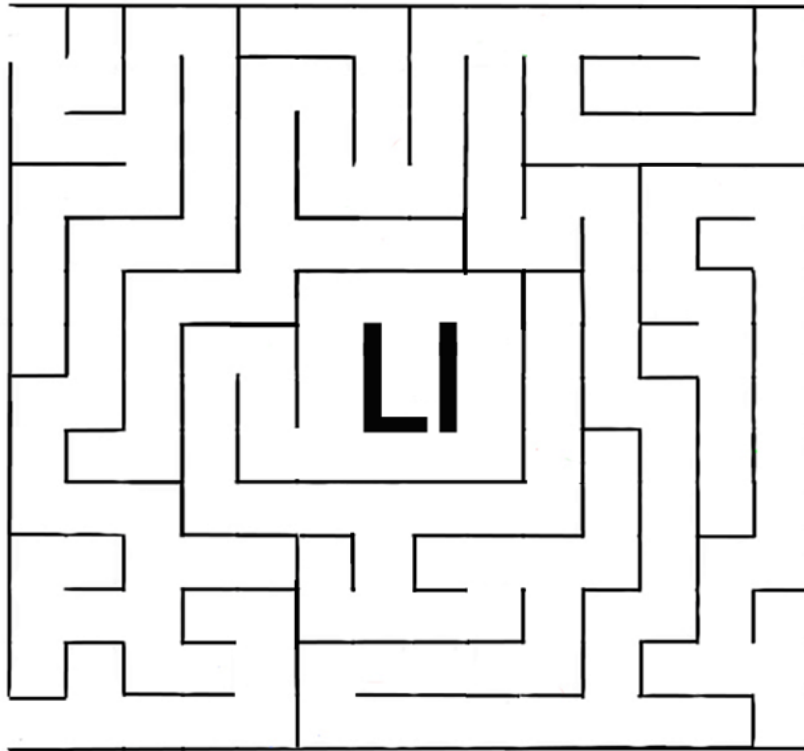
### Alphabet K Maze

1. What sound does *K* make? Which picture begins with the letter *K*?
2. "Eye" the maze first to find the correct path.
3. Then trace with a pencil. Stay in the middle of the lines. Do not touch the sides.




### Alphabet L Maze

1. What sound does *L* make? Which picture begins with the letter *L*?
2. "Eye" the maze first to find the correct path.
3. Then trace with a pencil. Stay in the middle of the lines. Do not touch the sides.




### Alphabet M Maze

1. What sound does *M* make? Which picture begins with the letter *M*?
2. "Eye" the maze first to find the correct path.
3. Then trace with a pencil. Stay in the middle of the lines. Do not touch the sides.



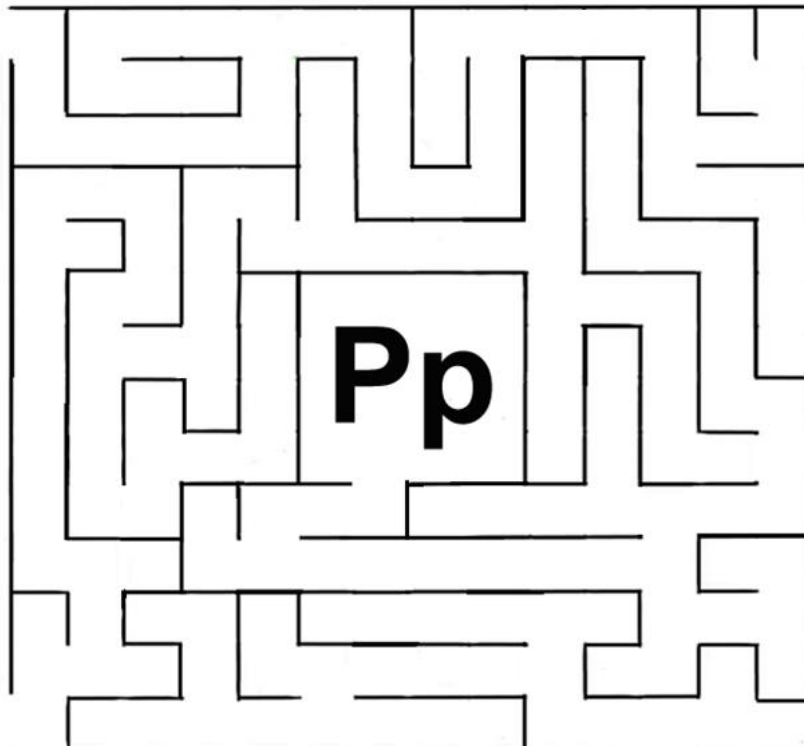
### Alphabet N Maze

1. What sound does *N* make? Which picture begins with the letter *N*?
2. "Eye" the maze first to find the correct path.
3. Then trace with a pencil. Stay in the middle of the lines. Do not touch the sides.




### Alphabet P Maze

1. What sound does *P* make? Which picture begins with the letter *P*?
2. "Eye" the maze first to find the correct path.
3. Then trace with a pencil. Stay in the middle of the lines. Do not touch the sides.



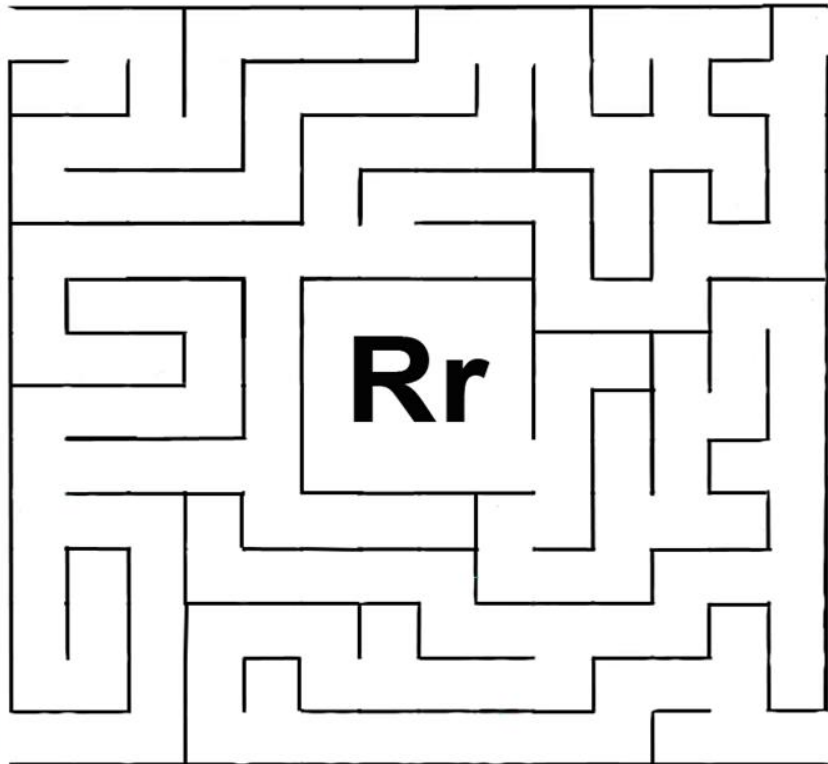
### Alphabet Q Maze

1. What sound does *Q* make? Which picture begins with the letter *Q*?
2. "Eye" the maze first to find the correct path.
3. Then trace with a pencil. Stay in the middle of the lines. Do not touch the sides.



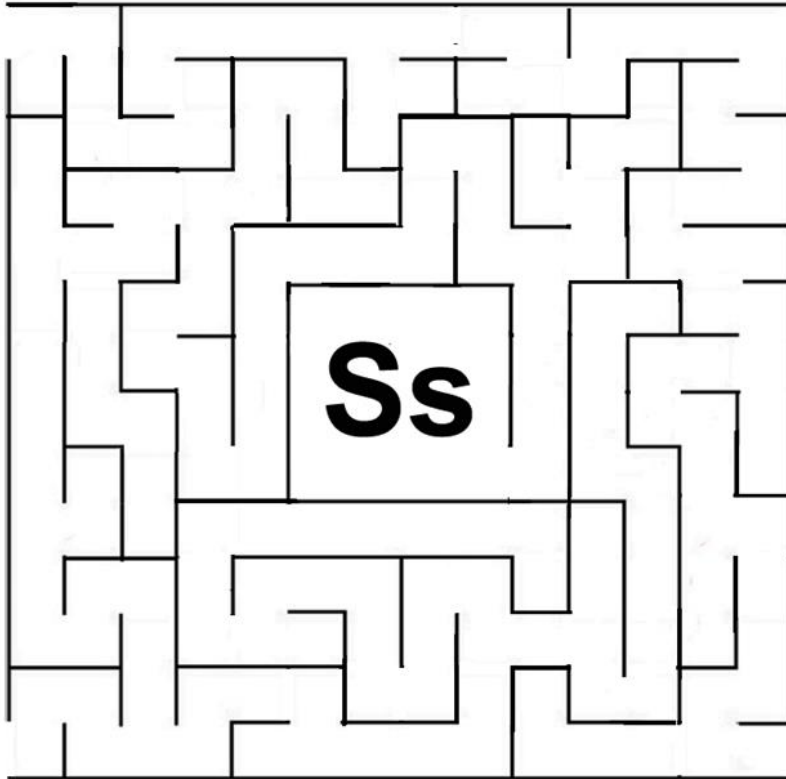
### Alphabet R Maze

1. What sound does *R* make? Which picture begins with the letter *R*?
2. "Eye" the maze first to find the correct path.
3. Then trace with a pencil. Stay in the middle of the lines. Do not touch the sides.



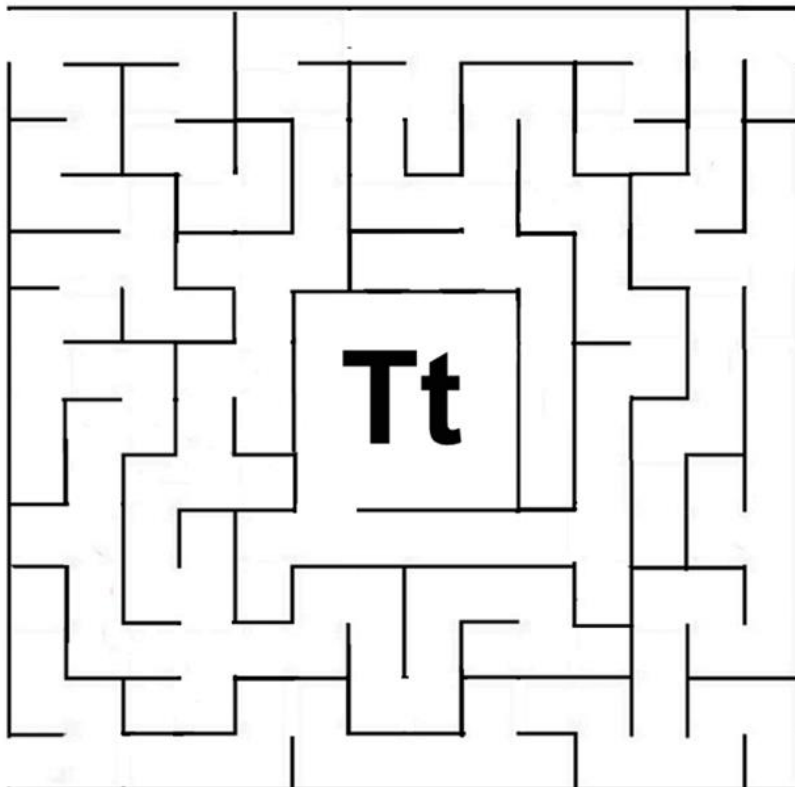
### Alphabet S Maze

1. What sound does *S* make? Which picture begins with the letter *S*?
2. "Eye" the maze first to find the correct path.
3. Then trace with a pencil. Stay in the middle of the lines. Do not touch the sides.



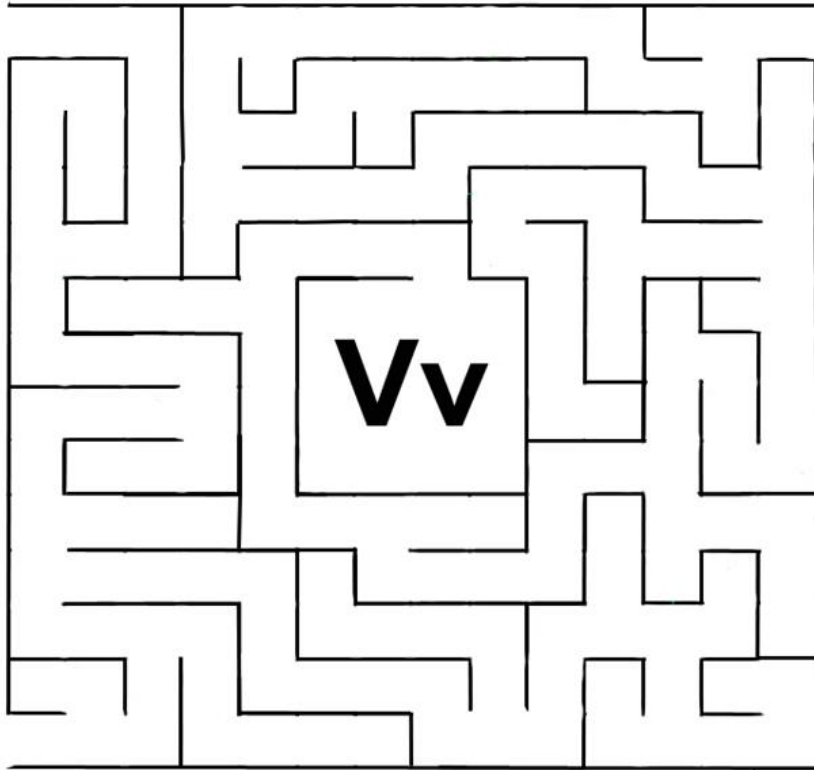
### Alphabet T Maze

1. What sound does *T* make? Which picture begins with the letter *T*?
2. "Eye" the maze first to find the correct path.
3. Then trace with a pencil. Stay in the middle of the lines. Do not touch the sides.




### Alphabet V Maze

1. What sound does V make? Which picture begins with the letter V?
2. "Eye" the maze first to find the correct path.
3. Then trace with a pencil. Stay in the middle of the lines. Do not touch the sides.




### Alphabet W Maze

1. What sound does W make? Which picture begins with the letter W?
2. "Eye" the maze first to find the correct path.
3. Then trace with a pencil. Stay in the middle of the lines. Do not touch the sides.



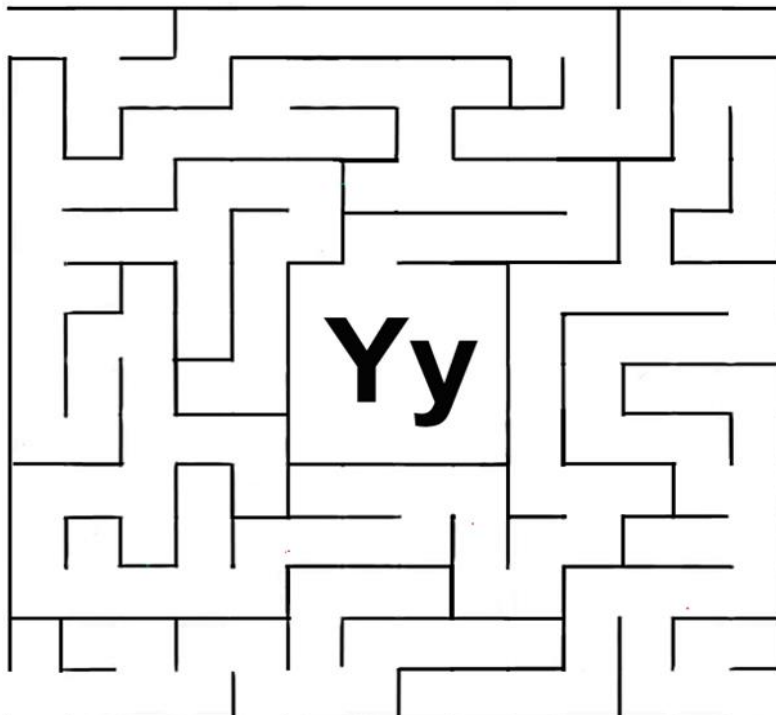
### Alphabet X Maze

1. What sound does X make? Which picture begins with the letter X?
2. "Eye" the maze first to find the correct path.
3. Then trace with a pencil. Stay in the middle of the lines. Do not touch the sides.





### Alphabet Y Maze

1. What sound does Y make? Which picture begins with the letter Y?
2. "Eye" the maze first to find the correct path.
3. Then trace with a pencil. Stay in the middle of the lines. Do not touch the sides.



### Alphabet Z Maze

1. What sound does Z make? Which picture begins with the letter Z?
2. "Eye" the maze first to find the correct path.
3. Then trace with a pencil. Stay in the middle of the lines. Do not touch the sides.



### Vowel Maze